



Translifters

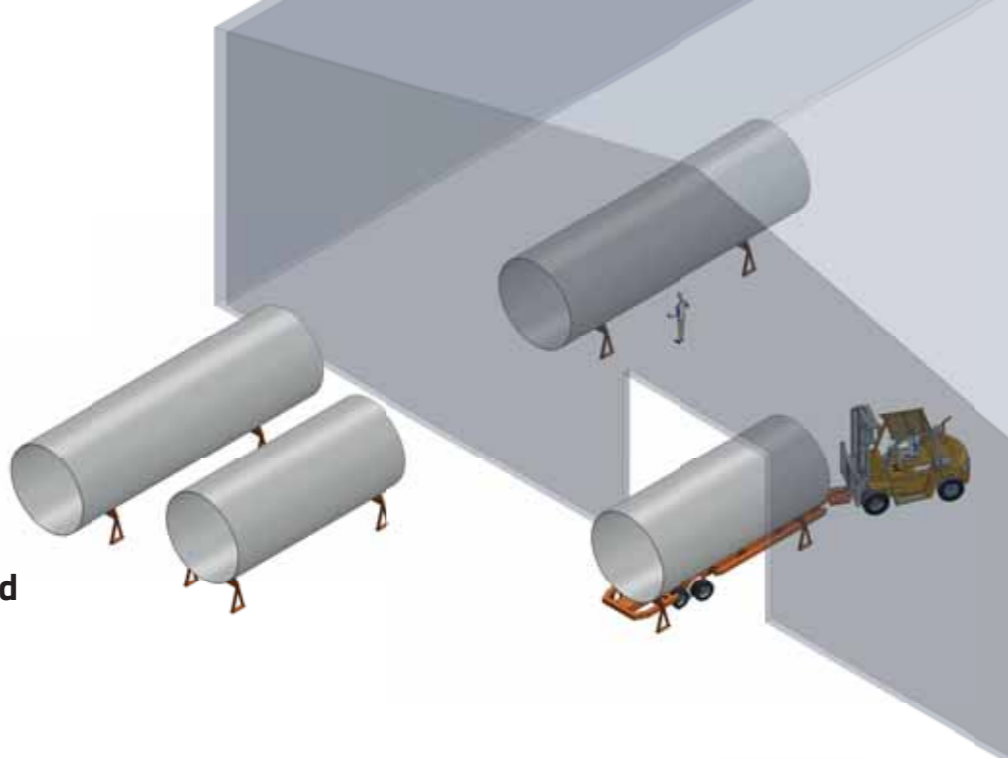
for better transports

MORE PRODUCTIVE LOGISTICS






Movella translifter is a hydraulically lifting trailer which is pulled by a standard forklift truck. It converts a forklift into safe and effective transporter and it suits best for application where the cargo is bigger than the forklift alone can handle.



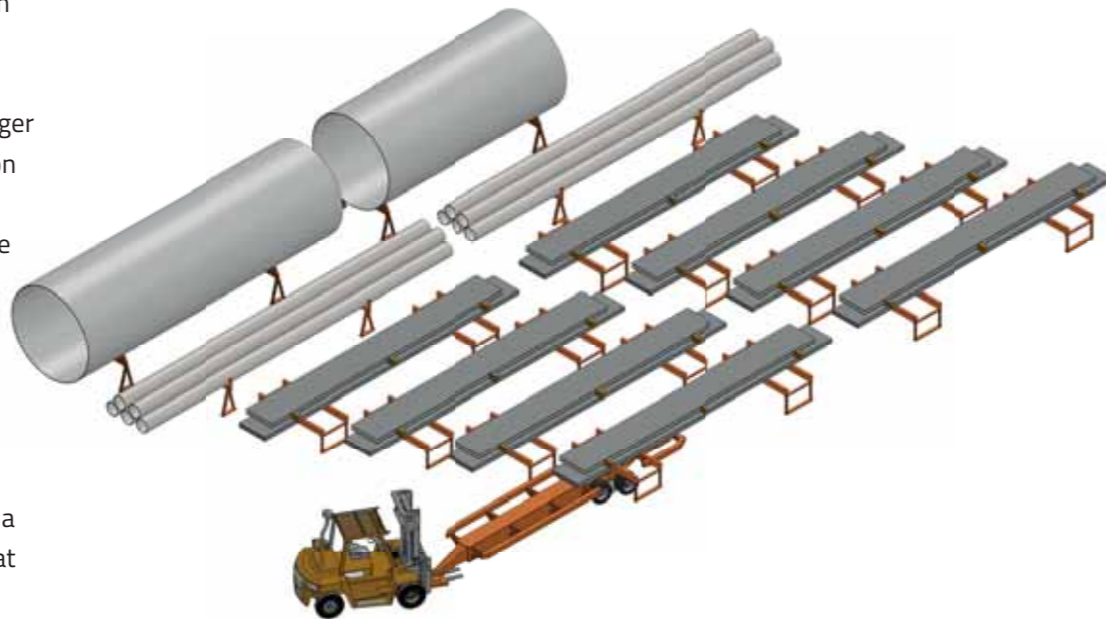
Safety

Movella translifter offers a safe way to transport a big cargo. In this system the cargo stays steadily on load platforms. Movella translifter has good stability and its steering improves maneuverability in confined spaces. A long cargo is always transported longitudinally.



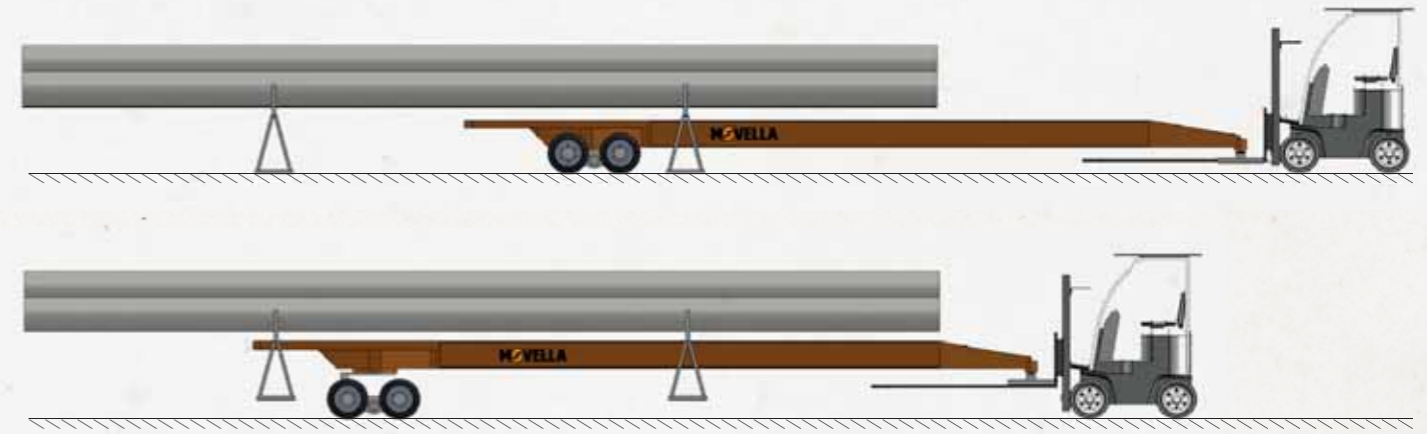
Improved productivity

Movella multiplies the capacity of a forklift, and even a 25-ton and 25-m long cargo can easily be transported between production stages and the warehouse. The system enables to have more free space in the workshop and eliminates the need for larger production facilities. The cargo can stay on the same load platform during the entire manufacturing process, and it can even be taken into the paintshop. One man can handle all the transports independently.



Easier warehousing

Any location to which the translifter can leave the load platform can be utilized as a warehousing slot. No cranes are needed at the warehouse.

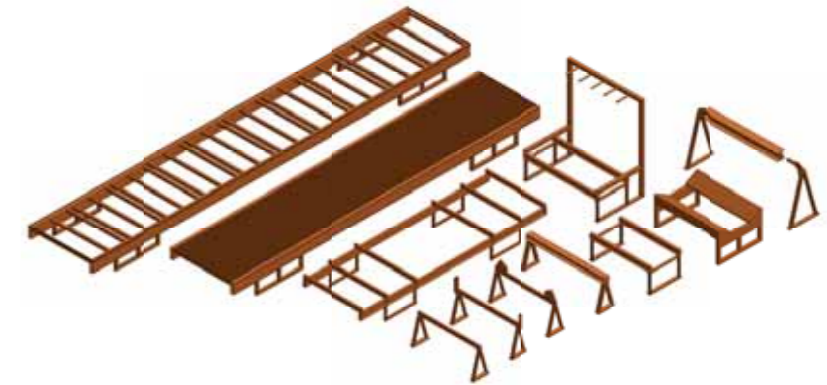


Self-loading principle

Translifter is driven under the load platform and then lifted up with hydraulic lifting mechanism.

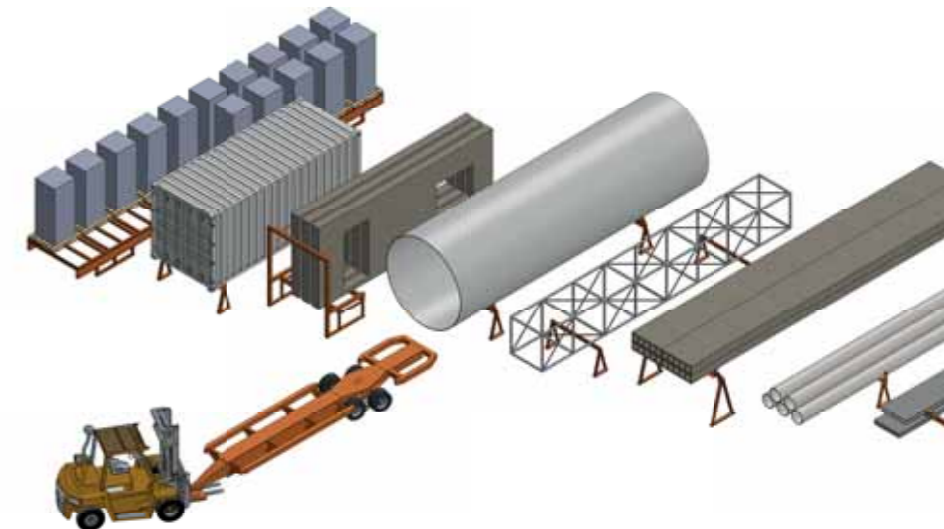
Savings

Movella translifter saves working hours and reduces handling damages in internal transports. It is robust and long lasting and has extremely low operating costs. It also eliminates more expensive investments such as big cranes or forklifts or larger production facilities.



Application areas

The Movella translifters are used in various applications, such as heavy engineering works, paint shops, steel distribution centers, concrete element industry, sawmills, building element manufacturing, pipe manufacturing, shipyards, ports and terminals.

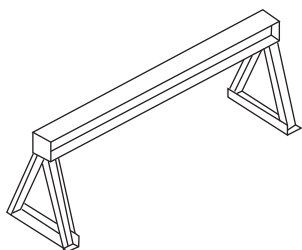


Translifter models and technical data

	Capacity (t)	Length (m)	Width (mm)	Lowest height (mm)	Towing unit
Mini	6	4	1200	550	F
NT10	8 – 12	4 – 20	1500	550	F, W, T
NT25	22 – 28	4 – 25	2100	700	F, W, T

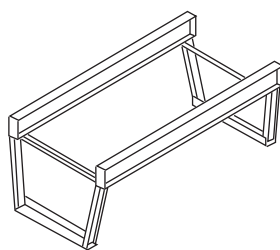
F = Forklift
W = Wheel loader
T = Terminal tractor

Load platforms



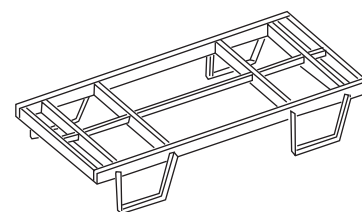
A-trestle

Long products
Self-supporting products



U-trestle

Sheet-type material



Cassette

General cargo

Technical features



Universal connections

In-built hydraulic power pack
Remote control
Fits to any forklift truck



Steering

Steering helps driving in tight corners and makes reversing easy



Telescope option

Telescopic frame adjusts to length of the cargo

GLOBAL PORT EQUIPMENT {
Iberia

Global Port Equipment Iberia

T: +34 91 184 59 00 | M: +34 676 650 601

E: iberia@globalportequipment.com

www.globalportequipment.com

